

AZENDI

RING SIZING GUIDE

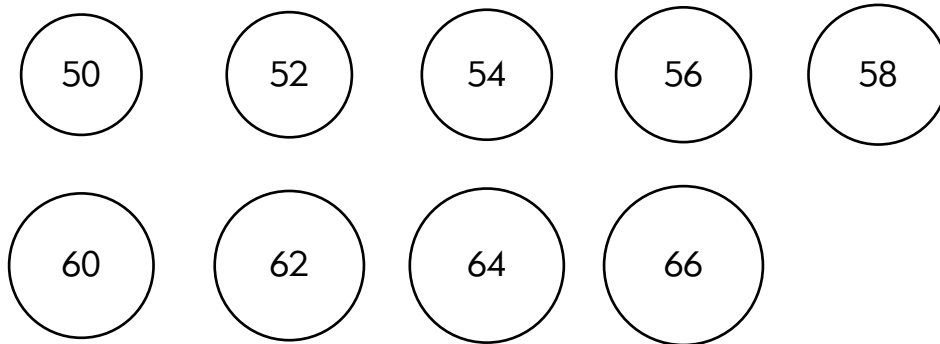
European Sizes

At azendi, we measure most of our rings in European sizes. A European size is basically the circumference of the ring measured in millimetres. At the bottom of this page there is a conversion chart from UK sizes to European sizes.

How to use this Guide


There are two methods you can use in this guide. Use method 1 if you have a ring that fits already. Use method 2 in other cases.

METHOD ONE



Place a ring over one of the circles, making sure that the inside of the ring lines up with the circle. If the ring is between two sizes then please choose the larger size.

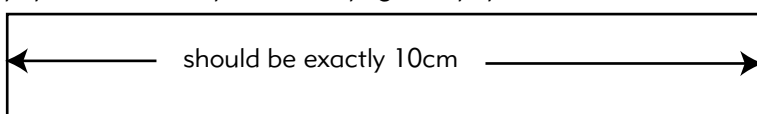
METHOD TWO



Print this ring sizer above and then cut it out with some scissors. You then need to cut a slit where the arrowhead is pointing. Wrap your new ring sizer around the finger to be measured and slip the narrow end through the slit. Don't make it so tight that you cannot still move it around your finger. Your ring size will appear next to the arrowhead.

To ensure accuracy, you should check that the black bar below measures exactly 10 cm after printing.

Make sure that you DO NOT have "shrink oversized pages to fit paper size" or "Expand small pages to paper size" checked



UK size chart -

J	= 50	O	= 56	S	= 62
K/L	= 52	P	= 58	T/U	= 64
M/N	= 54	Q/R	= 60	V/W	= 66